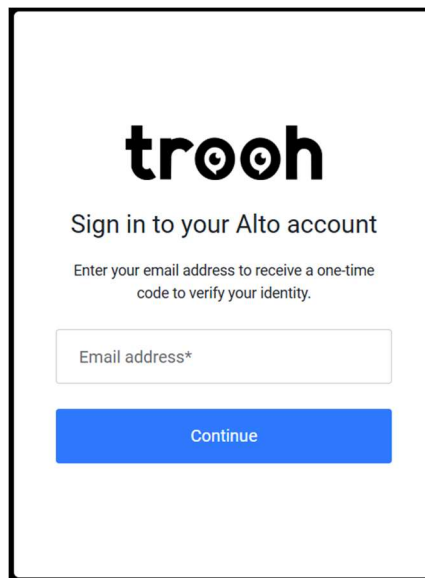


## Quick Guide: Logging into Alto

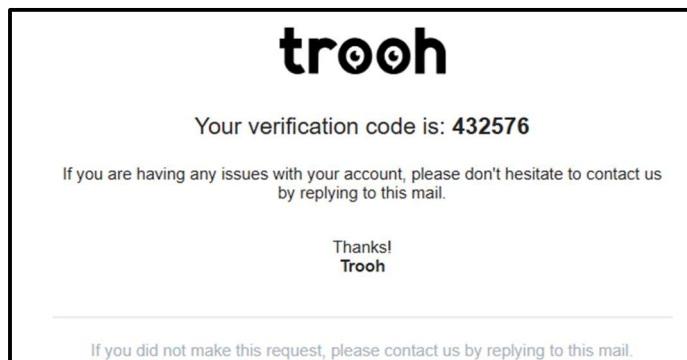
To enhance security and streamline your access to Alto we have implemented a new, more reliable login process to login to the Alto Portal. Our goal is to provide a simpler and more secure login experience for everyone.

1. Go to URL: <https://trooh.ayudacloud.com/> and enter your Email address
  - a. On the login page, simply type in the email address associated with your Alto account and click "*Continue*"



The image shows a login page for Trooh. At the top is the Trooh logo. Below it, the text reads "Sign in to your Alto account". Underneath that, it says "Enter your email address to receive a one-time code to verify your identity." There is a text input field labeled "Email address\*" and a blue button labeled "Continue" below it.

2. Check Your Inbox
  - a. A 6-digit secure code will be sent to your email from **alto@trooh.com**. The subject line will be " **Sign in to your Alto account**".

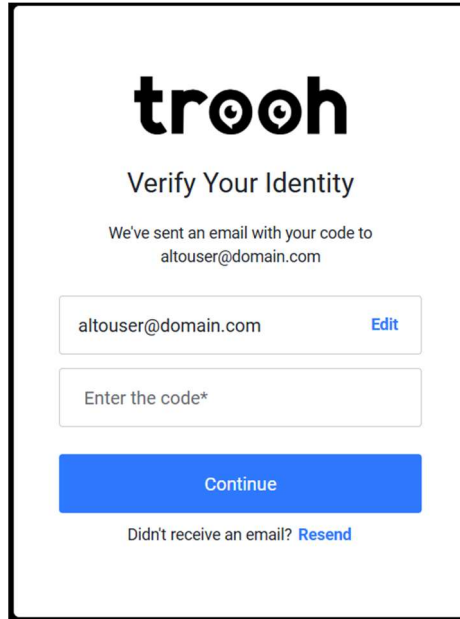


The image shows a verification email from Trooh. At the top is the Trooh logo. Below it, the text reads "Your verification code is: 432576". Underneath that, it says "If you are having any issues with your account, please don't hesitate to contact us by replying to this mail." There is a signature line that says "Thanks! Trooh". At the bottom, it says "If you did not make this request, please contact us by replying to this mail."

Can't find the email? Be sure to check your Spam or Junk folder. It can occasionally take up to 60 seconds to arrive.

### 3. Enter Your Secure Code

- Copy the code from the email and paste it into the login screen. Click "*Continue*" to proceed.



The screenshot shows a mobile app interface for 'trooh'. At the top is the 'trooh' logo. Below it is the heading 'Verify Your Identity'. A message states: 'We've sent an email with your code to altouser@domain.com'. There is a text input field containing 'altouser@domain.com' with an 'Edit' link to its right. Below this is another text input field with the placeholder 'Enter the code\*'. At the bottom is a large blue button labeled 'Continue'. Below the button is a link: 'Didn't receive an email? Resend'.

You are now securely logged in to your Alto account. No extra apps or passwords needed.



# trooh

Content Upload Portal

You're in control, schedule your content now.

